

Please read the following information carefully and do not use the adaptor if you do not accept these terms.

Adaptors are not designed for beginners, which applies to this particular adaptor, and therefore please do not use the adaptor unless you are a confident and experienced user.

We do not guarantee that the adaptor can be used with all Nikon mount lenses.

The use of this adaptor may cause direct, indirect, incidental, consequential or other damages to the camera or the lens. We are neither responsible nor liable for such damages.

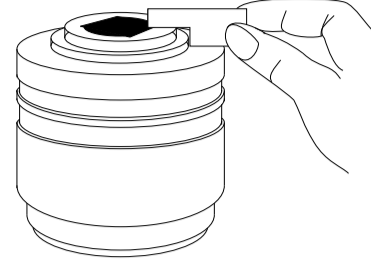
Instructions for lens adaptor

Preparation

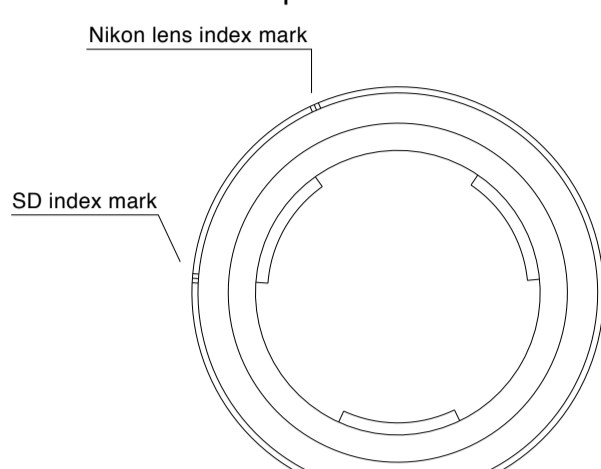
Sigma SD Camera has 9.4 mm allowance to the dust protector.

Before mounting a Nikon lens, you should check the height of the lens with the enclosed Depth Gage (plastic chip)

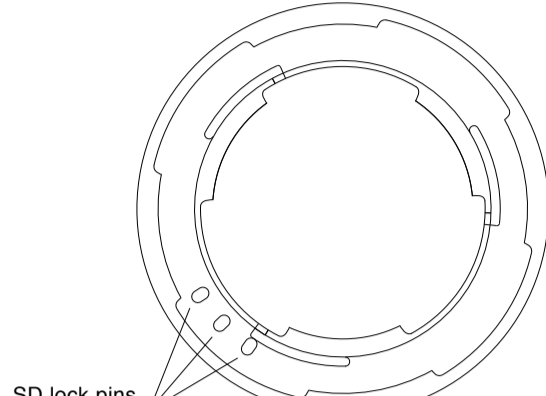
making sure the lens does not touch the protector.



We strongly recommend you to check all you Nikon lenses before you use them to make sure they can be safely used. In addition, please check all your Nikon lenses if they can be used with this adaptor.



(TOP)



(BOTTOM)

The adaptor has 2 small index marks on the outer outline of the top side that touches the lens. The left mark is to be lined up with a red mark on the upper side of the body's lens mount. The right mark is an optional mark to be lined up with the lens mark. This is not always necessary depending on lenses.

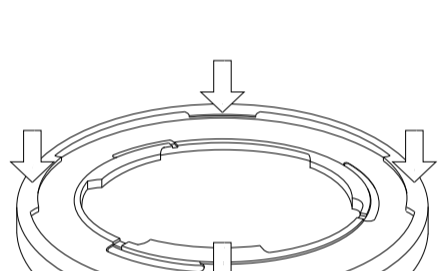
Mounting the adaptor

1. Place a towel or equivalent on a flat table. Place a SD camera upward without a lens.
2. Place the mount adaptor on top of the lens mount so that the 2 index marks on the adaptor are visible. Line up the left mark with the red mark on the lens mount.
3. On top of the adaptor, place a lens gently so that the mark on the lens is lined up with the adaptor's right hand mark. Gently turn the lens in either direction making sure the lug of the lens clicks to the right place. At this time, hold the adaptor firmly so that it is not moved together with the lens.
4. Once the lens is snapped on, this time hold the lens firmly to avoid moving together with the adaptor, and turn only the adaptor in a clockwise direction. When the mount lock button is popped up, it is completed.
5. If the lens still move loosely, push the mount lock button and turn the adaptor further in a clockwise direction.
6. There are 3 holes for lock. If it passes the first hole for lock, even though it is placed between the hole and the hole, it can be safely used where it is fixed firmly.



Un-mounting the adaptor

1. Place a towel or equivalent on a flat table. Place a SD camera upward with a lens.
2. Turn only the adaptor in a counter-clockwise direction while pressing down the mount lock button.
3. If the second or the third hole for lock is used, unlock each one by one. It is unsafe to unlock continuously and keep turning the adaptor in a counter-clockwise direction while



If the adaptor becomes loose when the lens is mounted, please adjust it by gently hitting the 4 points indicated by arrows with the handle of a screwdriver.

Following lenses are reported as usable with this adaptor.

* All lens work as MF lens.

Nikon Lens

Nikkor S auto 55mm f1.2
Nikkor S-c auto 55mm f1.2
Nikkor S-c auto 50mm f1.4
Nikkor Q auto 135mm f2.8
Micro Nikkor 55mm f3.5
Ai Nikkor 35mm f2.8
Ai Nikkor 28mm f3.5
Ai Nikkor 50mm f1.4 (Cut the edge of the claw)
Ai Micro Nikkor 55mm f2.8S
Ai Nikkor 105mm f2.5S
Ai AF Nikkor 80mm f2.8S F3 AF
Ai AF Micro Nikkor 105mm f2.8D
Ai AF Nikkor ED200mm f3.5S F3AF
Ai AF-S Nikkor ED300mm f2.8D type1
Ai AF-s Nikkor ED 300mm f4 (IF)
Ai AF-S Nikkor ED400mm f2.8D type1
Ai Nikkor ED 500mm f4P (IF)
Ai AF Zoom Nikkor 24~50mm f3.3~4.5D
Nikkor ED AF-S 28-70mm f2.8 D
Nikkor ED AF-S 80-200mm f2.8 D

Nikon Zoom Lens

Ai Zoom Nikkor 43~86mm f3.5
Ai Zoom Nikkor 28~85mm f3.5~4.5S
Ai Zoom Nikkor 35~200mm f3.5~4.5S
Ai Zoom Nikkor 80~200mm f4.5
Tele Converter Ai TC-201S (little bit tight)

SIGMA (NIKON Mount AF Lens)

28-300mm f3.5-6.3 MACRO
APO 50-500mm f4-6.3 EX RF HSM
APO 300-800mm f5.6 EX IF HSM

SIGMA (NIKON Mount MF Lens)

SIGMA RF600 f8

Others (NIKON Mount MF Lens)

COSINA AUTO FOCUS LENS 28~70mm f3.5~4.8
TAMRON 28-75 Di
TAMRON 28-300 before Digital
TAMRON 200-400mm f5.6 LD

Following lenses are reported as not usable with this adaptor.

Nikon Lens

AF DX Fisheye Nikkor ED 10.5mm f2.8G

Ai AF Nikkor ED 14mm f2.8D
Ai AF Fisheye Nikkor 16mm f2.8D
Ai AF Nikkor 20mm f2.8D
Ai AF Nikkor 50mm f1.4D japan
Ai AF Nikkor 50mm f1.4D china
Ai AF DC Nikkor 135mm f2D
Ai AF Zoom Nikkor 24~85mm f2.8~4D (IF)

Ai Nikkor 15mm f3.5S
Ai Nikkor 24mm f2S
Ai Nikkor 28mm f2S
Ai Nikkor 35mm f1.4S
Ai Nikkor 45mm f2.8P
Nikkor S-c 50mm f1.4
Ai Nikkor 50mm f1.4S
Ai Nikkor 58mm f1.2S Noct

AF-I Tele Converter TC-20E
AF-S Tele Converter TC-17E2
AF-I Tele Converter TC-14E

SIGMA Lens (Nikon Mount)

MACRO 50mm f2.8 EX DG
24mm f1.8 EX DG ASPHERICAL MACRO
24-60mm f2.8 EX DG
APO 120-300mm f2.8 EX IF HSM

Thanks for all Japanese users and special thanks for Mr. Nakajima & Mr. Fujieda!